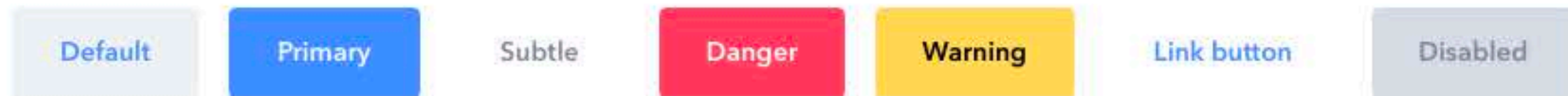


Styles



Types

Square



Round



Checkboxes

Unchecked

Checked

Error

Radios

Unchecked

Checked

Error

Switches

Something is off



Something is on



Sliders



Labeled

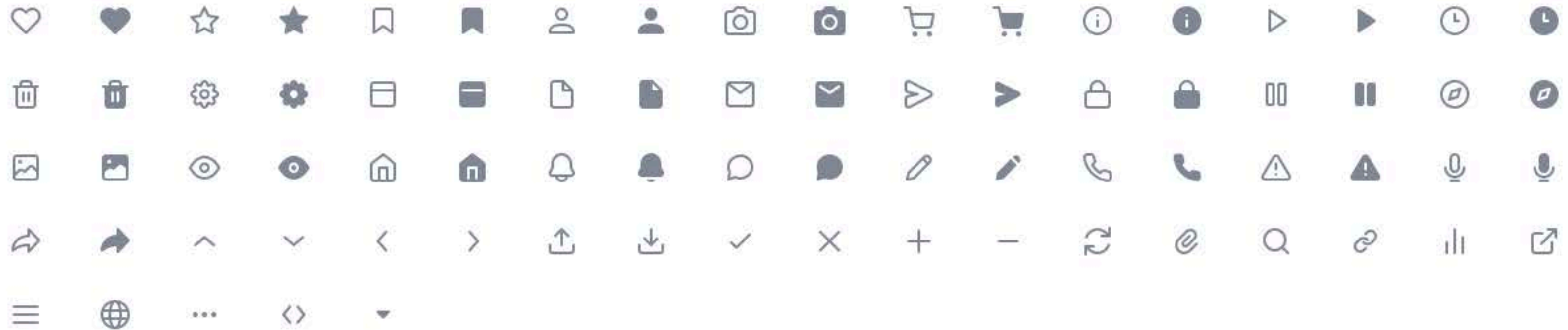


\$29



\$256

Basic set



Social



Layout


Desktop Grid

1180px - 12 columns with 20px gutter.




iOS Grid (iPhone 8, XS)

375px - 4 columns with 16px gutter.



Mobile Web Grid

320px - 4 columns with 20px gutter.



Typography

Hero

Large title

Title

Subtitle

Headline

Body

Small

Text link

Design system

Easy to customize

Get started

Available for Sketch 52+

What's next?


Yes, design systems will replace many design jobs as we know them today – they already have. Interface development patterns, processes and tools are like interchangeable parts and factory assembly lines – tools of industrial productivity that enable fewer people to create the same product as before.

by Alex Grant.


Already have an account? [Sign In](#)

Color palette

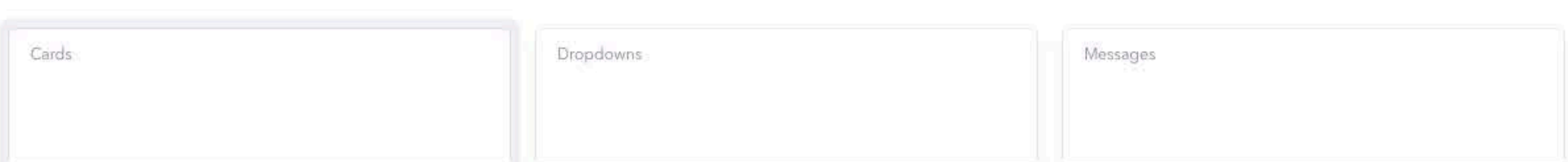
Color



Gradient



Containers



Styles

Empty

Active

Input

Error

Disabled

Readonly

Success

Warning

Error

Types

Default Fields

Labeled field with caption

Helper text

Labeled field

Left Icon Fields

Labeled field with caption

Helper text

Labeled field

Right Icon Fields

Labeled field with caption

Helper text

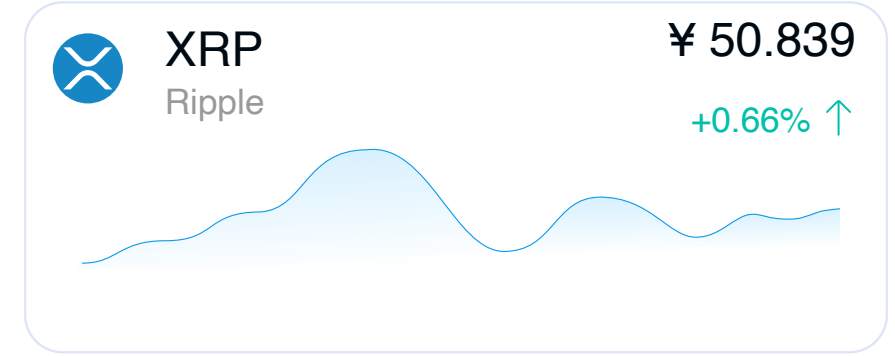
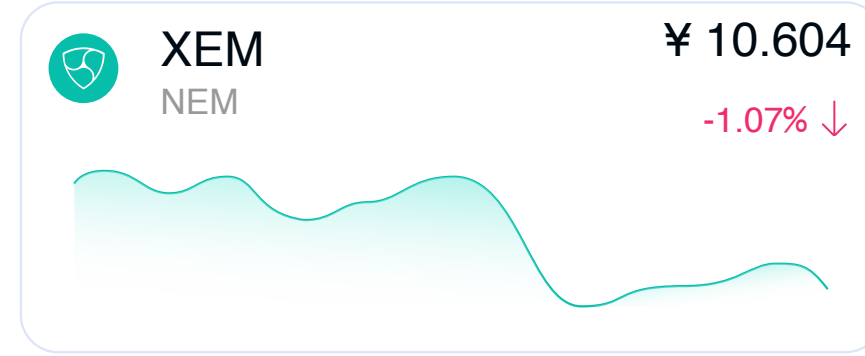
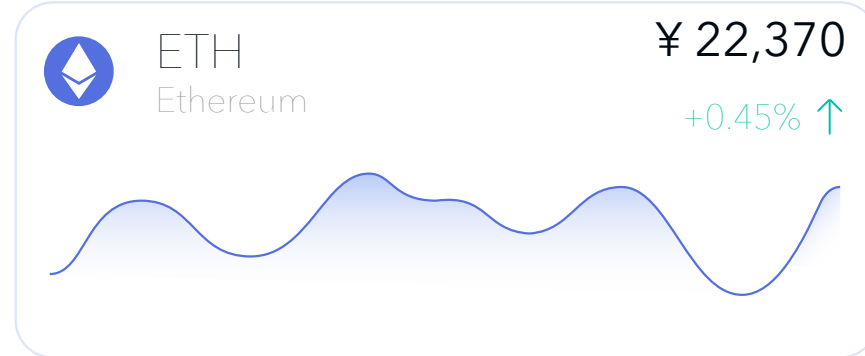
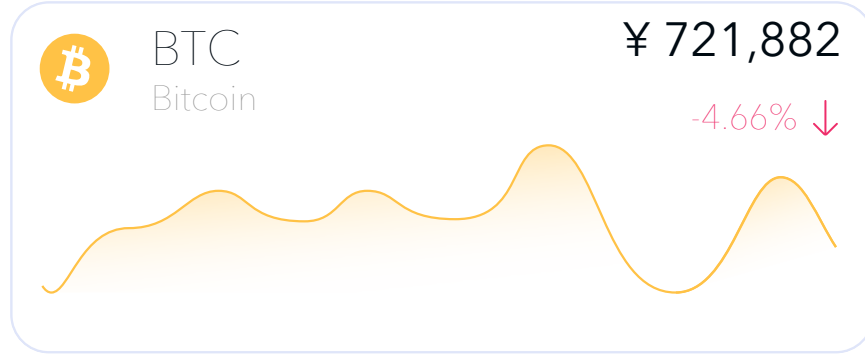
Labeled field

Textareas

Labeled field with caption

Helper text

Labeled field



PROJECTS

[+ CREATE A NEW PROJECT](#)

| ★ | PROJECT NAME ↓↑ | DOMAIN ↓↑ | MEASURE ↓↑ | CURRENT/TARGET ↓↑ | TO TARGET ↓↑ | LAST UPDATED ↓↑ |
|---|--------------------------------------------------------------|-------------------------|------------|-------------------|--------------|-----------------|
| ☆ | Price optimization for Globomantics Cookware | Sales Forecasting | MAPE | 21 14 | 34% | 03:45 pm |
| ☆ | AlwaysAvailable.com Out of Stock Prediction | Out of Stock Prediction | MAPE | 23 7.5 | 34% | Yesterday |
| ☆ | Juice demand in New York | Geospatial Predictions | RMSE | 28 20 | 34% | 1 Month |
| ☆ | Marketing ad buy | Ad Buy Optimization | MSE | 18 16 | 34% | 3 Months |

DATABASE

ALL SYSTEMS OPERATIONAL

PRIMARY DATASOURCES

UP



SECONDARY DATASOURCES

DOWN



CURRENT STATUS

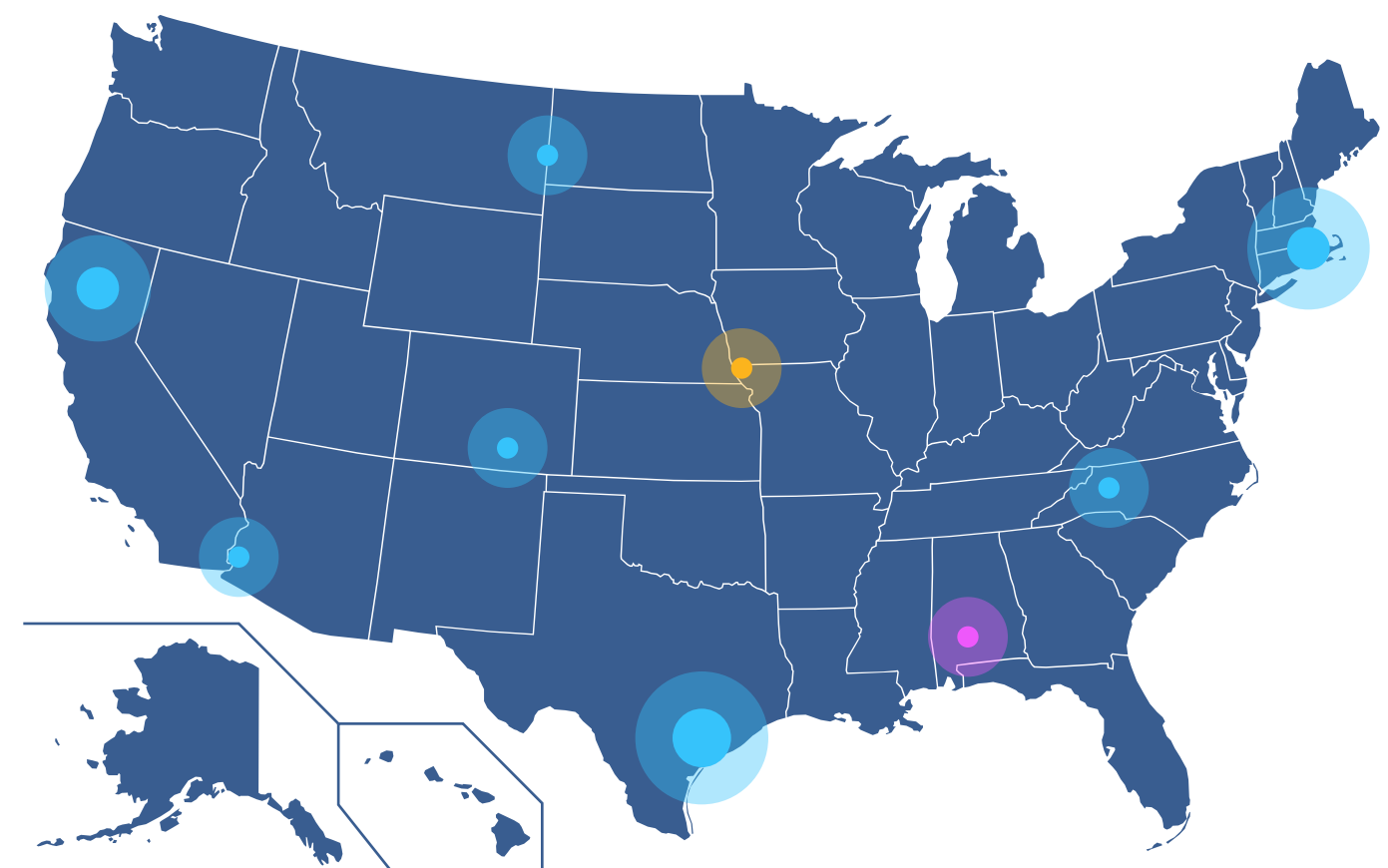
| | |
|------------------|---------------|
| Catalog API | ✓ Operational |
| Cloud Operations | ✗ Down |
| Simulator | ✓ Operational |

PAST INCEDENTS

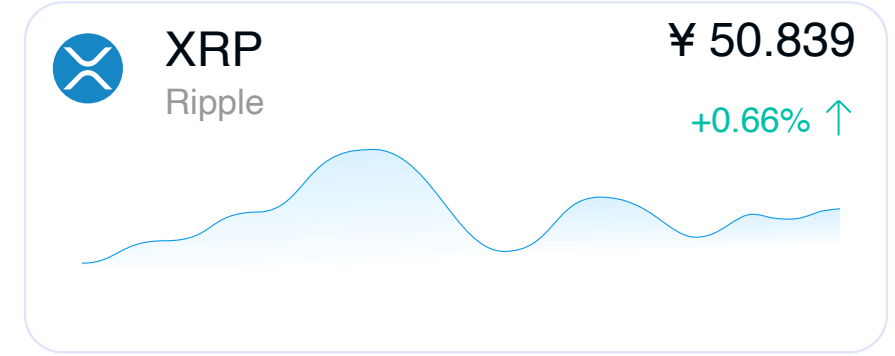
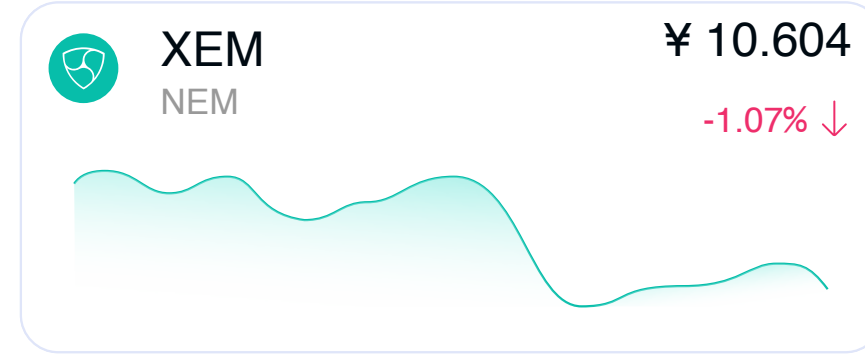
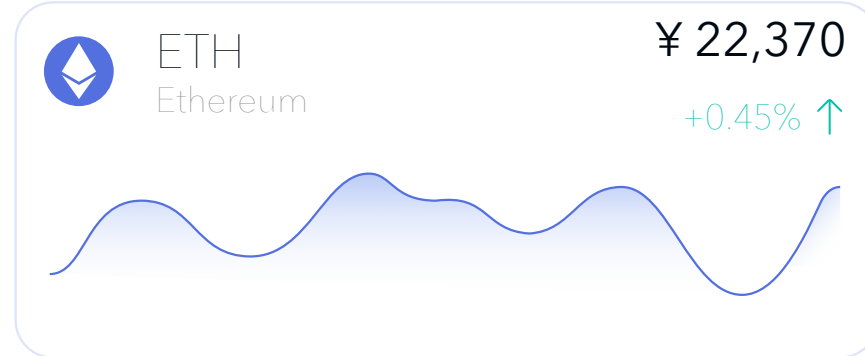
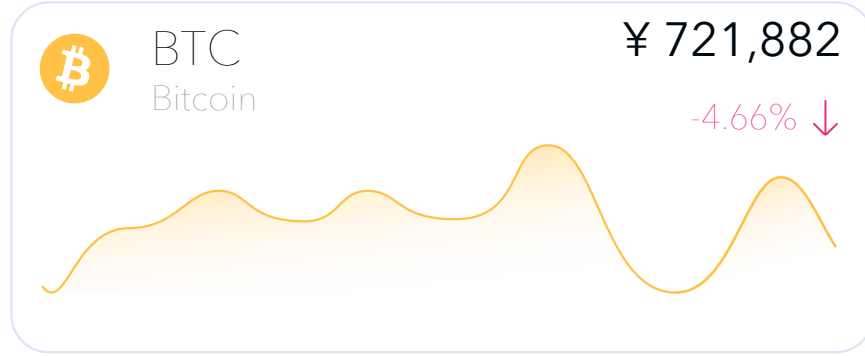
September 18, 2019
No incedents reported today.

DATA CENTERS

Operational Pending Setup Upgraded



San Francisco CA Austin TX Montgomery AL Helena MT Raleigh NC



PROJECTS

[+ CREATE A NEW PROJECT](#)

| ★ | PROJECT NAME ↓↑ | DOMAIN ↓↑ | MEASURE ↓↑ | CURRENT/TARGET ↓↑ | TO TARGET ↓↑ | LAST UPDATED ↓↑ |
|---|--------------------------------------------------------------|-------------------------|------------|-------------------|--------------|-----------------|
| ☆ | Price optimization for Globomantics Cookware | Sales Forecasting | MAPE | 21 14 | 34% | 03:45 pm |
| ☆ | AlwaysAvailable.com Out of Stock Prediction | Out of Stock Prediction | MAPE | 23 7.5 | 34% | Yesterday |
| ☆ | Juice demand in New York | Geospatial Predictions | RMSE | 28 20 | 34% | 1 Month |
| ☆ | Marketing ad buy | Ad Buy Optimization | MSE | 18 16 | 34% | 3 Months |

DATABASE

ALL SYSTEMS OPERATIONAL

PRIMARY DATASOURCES

UP



SECONDARY DATASOURCES

DOWN



CURRENT STATUS

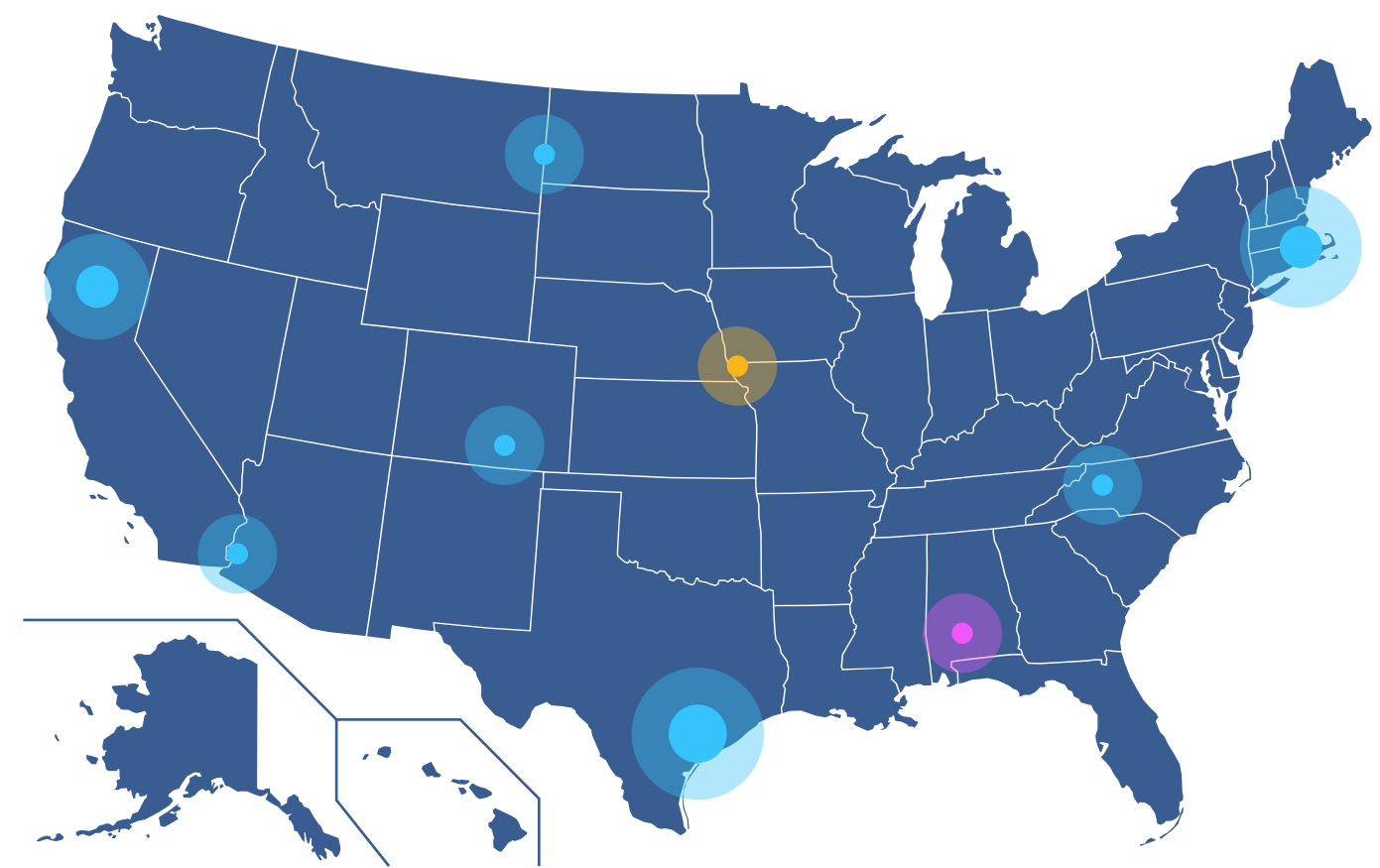
| | |
|------------------|-------------|
| Catalog API | Operational |
| Cloud Operations | Down |
| Simulator | Operational |

PAST INCEDENTS

September 18, 2019
No incedents reported today.

DATA CENTERS

Operational Pending Setup Upgraded



San Francisco CA Austin TX Montgomery AL Helena MT Raleigh NC



Aaron Usiskin

Project code: WS007

2019/10/01
(Start Date)

2019/12/15
(Due date)

Email

[\[Change\]](#)

30 days ▾

Business Tool

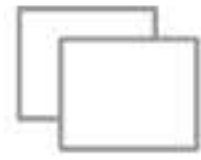
[Go to Tableau](#)

Integrated Apps ▾

Number of Models

23

+10.00% (30 days)



Best Results

18 MAPE

+34.00% to target



Researchers

2

Internal

9

WQP
Network



[\[Manage\]](#)

Cost per prediction

\$0.53



[\[History\]](#)



Project Stakeholders



Elliot Møller

Business Sponsor



Olivia Pedersen

SME Marketing



Niklas Döring

IT Director



Andrew Tayler

IT Director

Actionable Output

[Edit](#) ▾

- Change price to compete against new product
- Change price to liquidate excess inventory
- seasonal discount

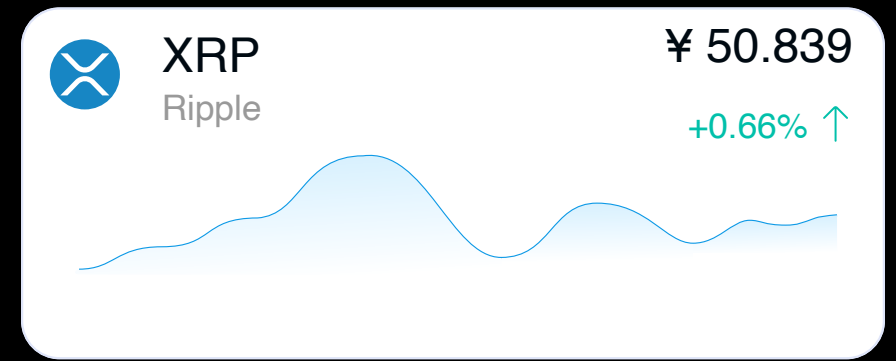
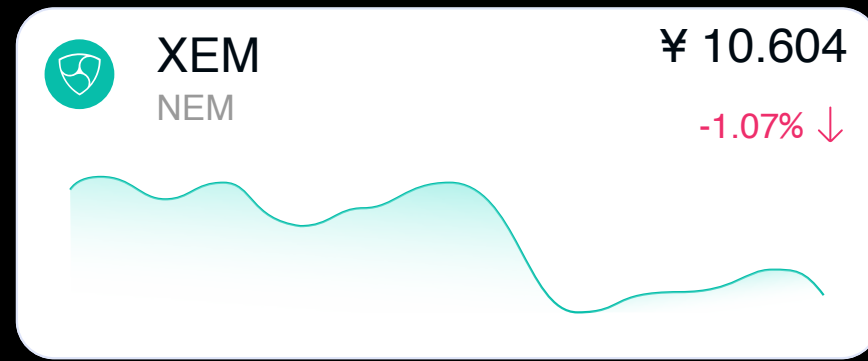
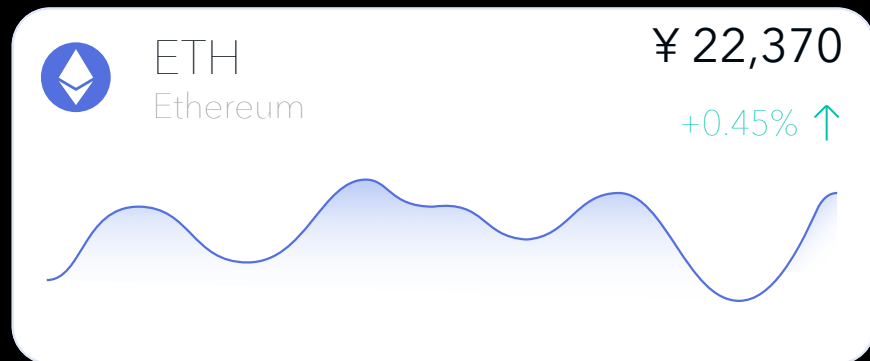
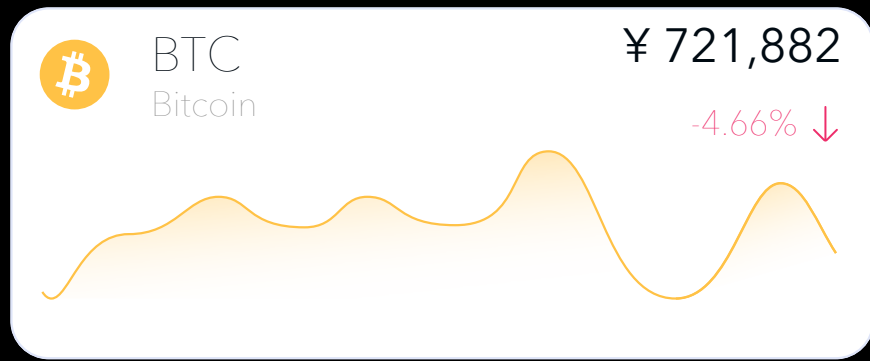
Impact for Business

[Edit](#) ▾

- Hit revenue targets for Q3/2020
- X% increase in revenue
- Competitive win
- Visibility on search page

Playbook

[Edit](#) ▾



PROJECTS

+ CREATE A NEW PROJECT

| ★ | PROJECT NAME | DOMAIN | MEASURE | CURRENT/TARGET | TO TARGET | LAST UPDATED |
|---|--------------------------------------------------------------|-------------------------|---------|----------------|-----------|--------------|
| ☆ | Price optimization for Globomantics Cookware | Sales Forecasting | MAPE | 21 14 | 34% | 03:45 pm |
| ☆ | AlwaysAvailable.com Out of Stock Prediction | Out of Stock Prediction | MAPE | 23 7.5 | 34% | Yesterday |
| ☆ | Juice demand in New York | Geospatial Predictions | RMSE | 28 20 | 34% | 1 Month |
| ☆ | Marketing ad buy | Ad Buy Optimization | MSE | 18 16 | 34% | 3 Months |

DATABASE

ALL SYSTEMS OPERATIONAL

PRIMARY DATASOURCES

UP



SECONDARY DATASOURCES

DOWN



CURRENT STATUS

Catalog API ✓ Operational

Cloud Operations ✗ Down

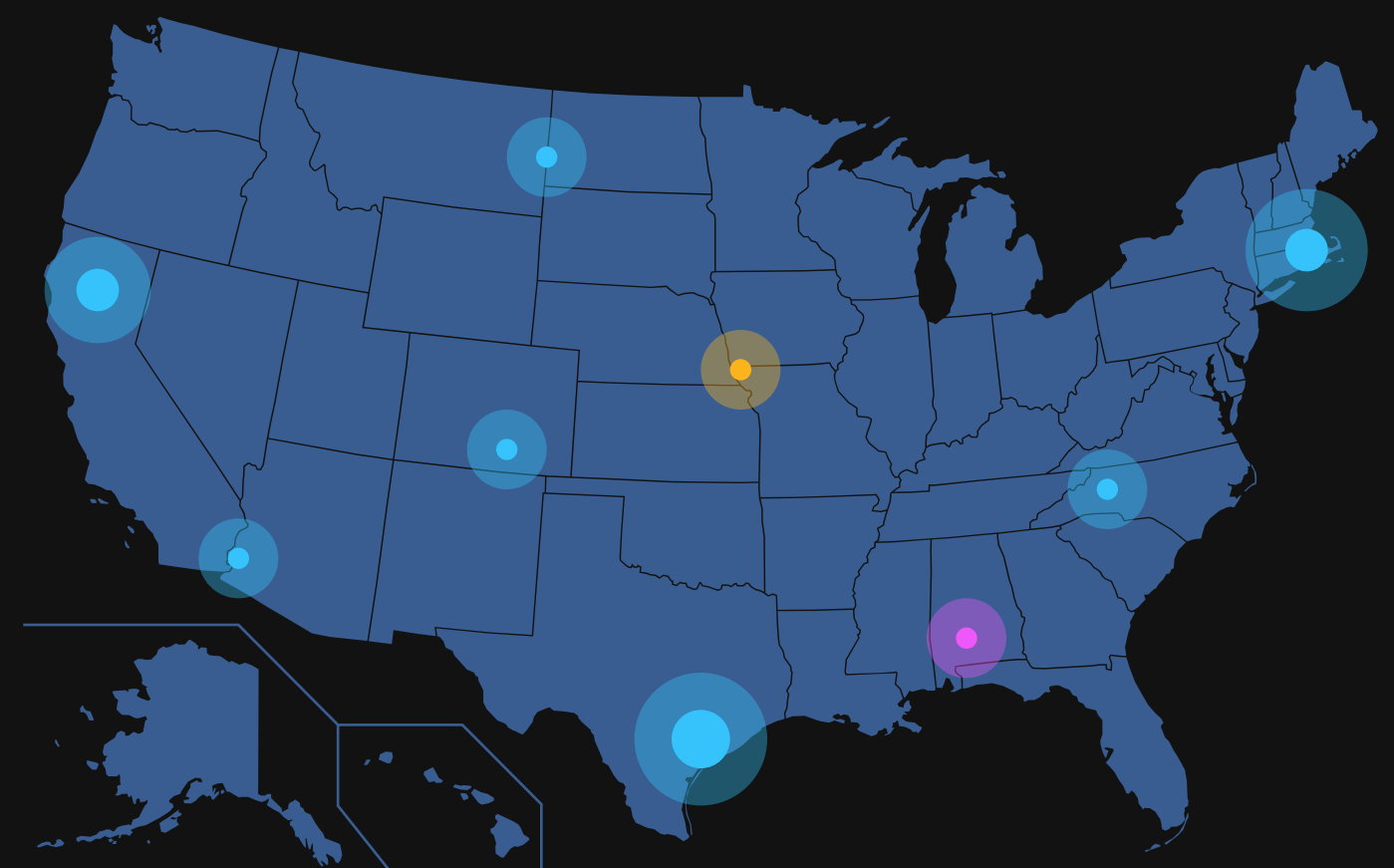
Simulator ✓ Operational

PAST INCEDENTS

September 18, 2019
No incedents reported today.

DATA CENTERS

● Operational ● Pending Setup ● Upgraded



San Francisco CA Austin TX Montgomery AL Helena MT Raleigh NC



Filter Templates

Prices & Discounts

Marketing & Promo

Assortment & Innovations

Demand & Locations

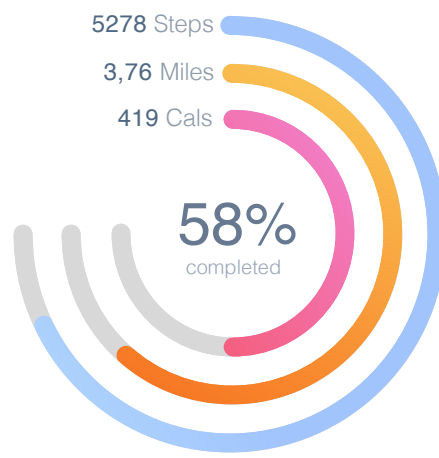
Customers & Prospects

Create Blank Model

Today, 6:02 AM

Customer Decision Trees

Select



Questions Answered

Lorem ipsum dolor sit amet, consectetur adipiscing elit, sed do eiusmod tempor incididunt ut labore et dolore magna aliqua. Dolor sed viverra ipsum nunc aliquet bibendum enim. In massa tempor nec feugiat. Nunc aliquet bibendum enim facilisis gravida.

Value

- Lorem ipsum dolor sit amet, consectetur adipiscing.

Track message



Today, 6:02 AM

Customer Decision Trees

Select



Questions Answered

Lorem ipsum dolor sit amet, consectetur adipiscing elit, sed do eiusmod tempor incididunt ut labore et dolore magna aliqua. Dolor sed viverra ipsum nunc aliquet bibendum enim. In massa tempor nec feugiat. Nunc aliquet bibendum enim facilisis gravida.

Value

- Lorem ipsum dolor sit amet, consectetur adipiscing.

Track message



Today, 6:02 AM

Customer Decision Trees

Select



Questions Answered

Lorem ipsum dolor sit amet, consectetur adipiscing elit, sed do eiusmod tempor incididunt ut labore et dolore magna aliqua. Dolor sed viverra ipsum nunc aliquet bibendum enim. In massa tempor nec feugiat. Nunc aliquet bibendum enim facilisis gravida.

Value

- Lorem ipsum dolor sit amet, consectetur adipiscing.

Track message





Aaron Usiskin

Project code: WS007

2019/10/01
(Start Date)

2019/12/15
(Due date)

Email

[Change]

30 days

Business Tool

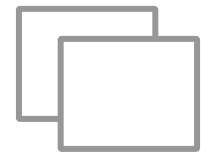
Go to Tableau

Integrated Apps

Number of Models

23

+10.00% (30 days)



Best Results

18 MAPE

+34.00% to target



Researchers

2

Internal

9

WQP Network



[Manage]

Cost per prediction

\$0.53



[History]



Project Stakeholders



Elliot Møller

Business Sponsor



Olivia Pedersen

SME Marketing



Niklas Döring

IT Director



Andrew Tayler

IT Director

Actionable Output

Edit

- Change price to compete against new product
- Change price to liquidate excess inventory
- seasonal discount

Impact for Business

Edit


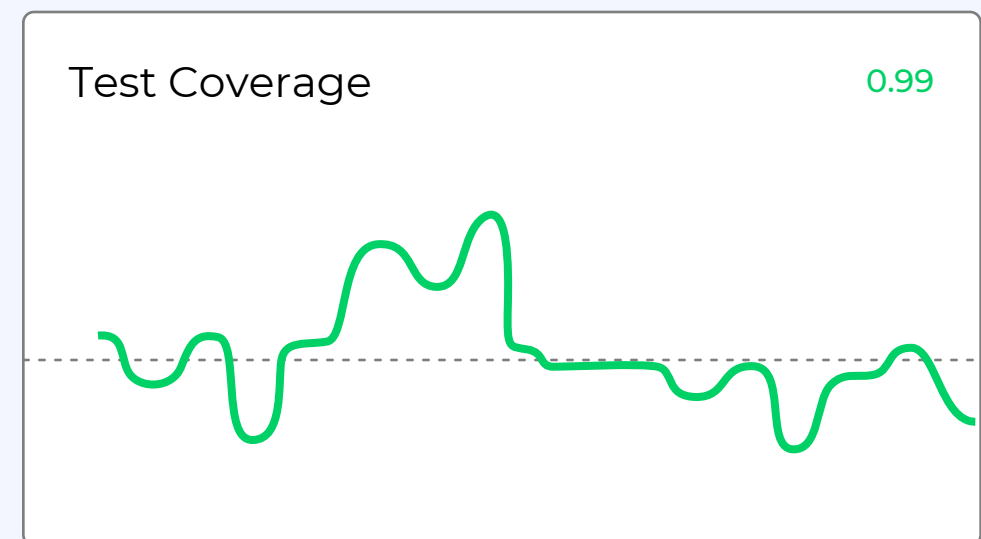
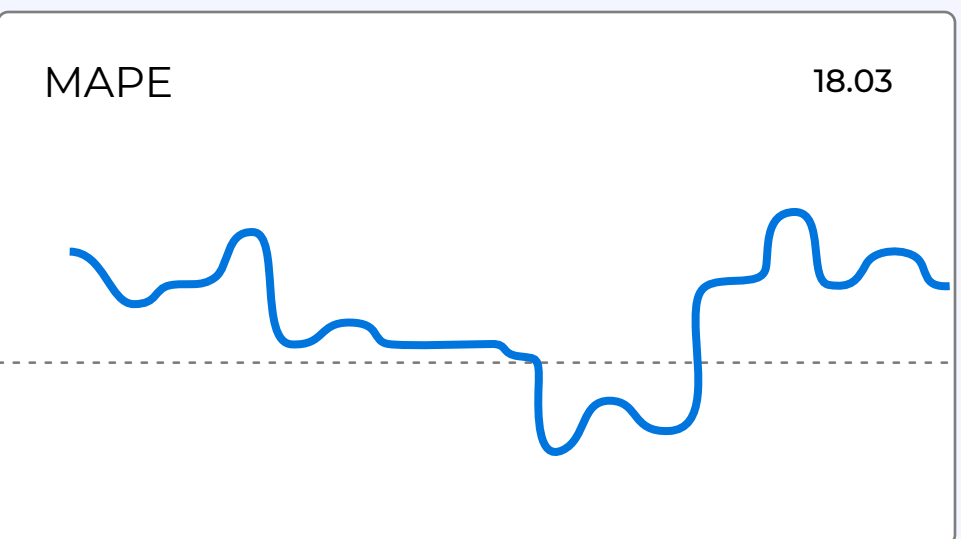
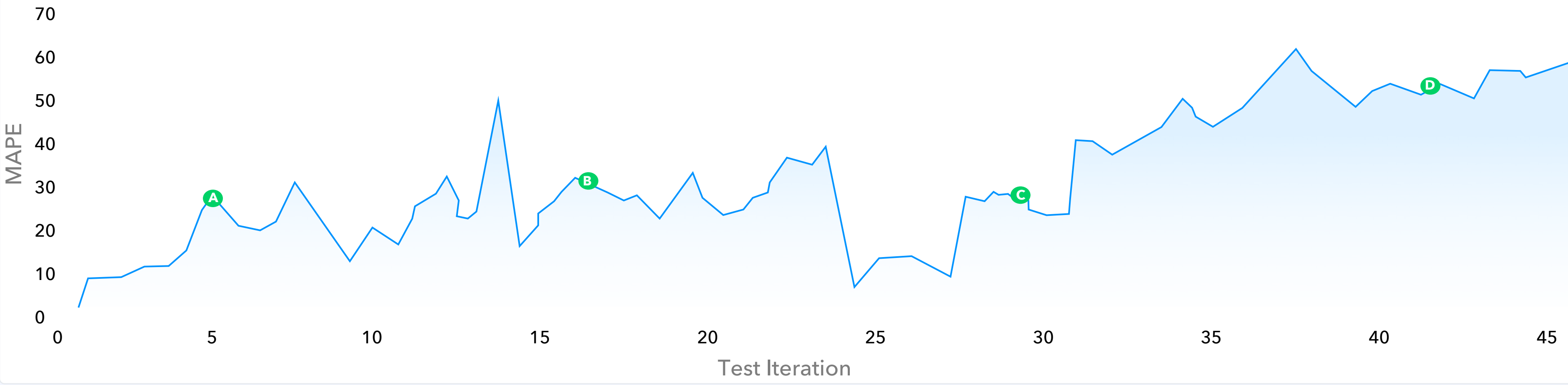
- Hit revenue targets for Q3/2020
- X% increase in revenue
- Competitive win
- Visibility on search page

Playbook

Edit



MAPE Trends





Simulator

Schedule Test

Filter

-Filter By Project-



1 IN 15 PAGES

PREVIOUS ENTRIES

NEXT ENTRIES

| <input type="checkbox"/> | Test Name ↓↑ | Message ↓↑ | Status ↓↑ | Duration ↓↑ | Started ↓↑ | Revision ↓↑ |
|--------------------------|----------------|-------------|----------------------|-------------|------------|-------------|
| <input type="checkbox"/> | Eunice Howell | 21 Jul 2017 | Marshall Islands | Completed | 01:12 | 1.32 |
| <input type="checkbox"/> | Steve Arnold | 13 Oct 2017 | Uganda | Completed | 01:12 | 85.14 |
| <input type="checkbox"/> | Peter Curtis | 27 Jun 2017 | Tokelau | Completed | 01:12 | 29.44 |
| <input type="checkbox"/> | Isaac Gibbs | 23 Jul 2017 | Mauritius | Completed | 01:12 | 22.25 |
| <input type="checkbox"/> | Allen Quinn | 08 Nov 2017 | Sri Lanka | Completed | 01:12 | 64.8 |
| <input type="checkbox"/> | Harvey Swanson | 22 Sep 2017 | Ethiopia | Failed | 01:12 | 17.59 |
| <input type="checkbox"/> | Wesley Lawson | 28 Mar 2017 | Netherlands Antilles | Completed | 01:12 | 74.65 |